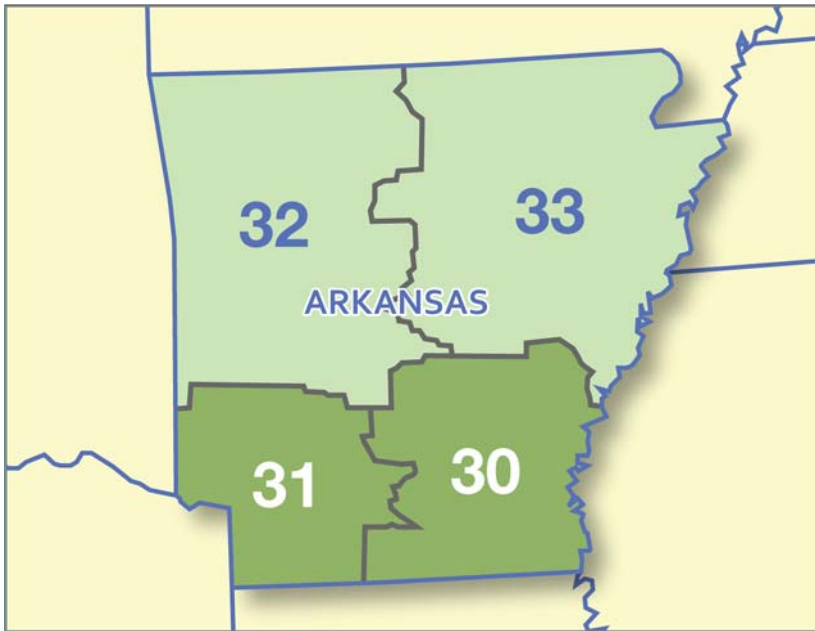




# Arkansas Timber Report

A PUBLICATION OF FOREST2MARKET®

1st Quarter, 2012 • Vol 8 • Num 1

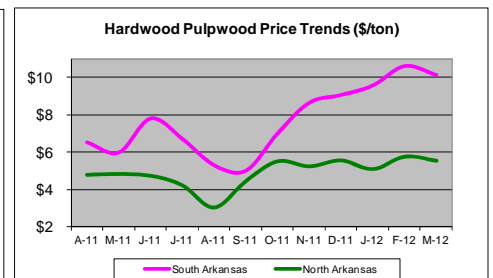
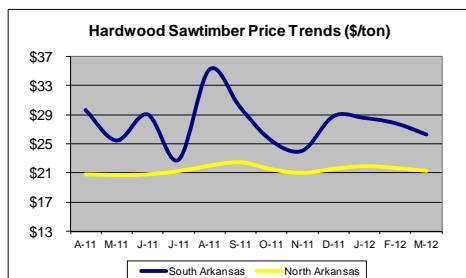
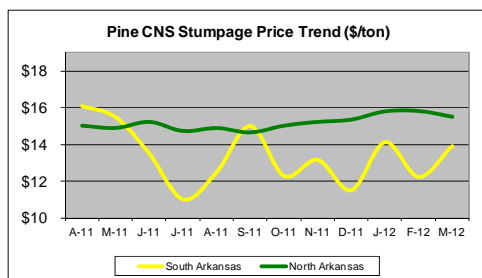
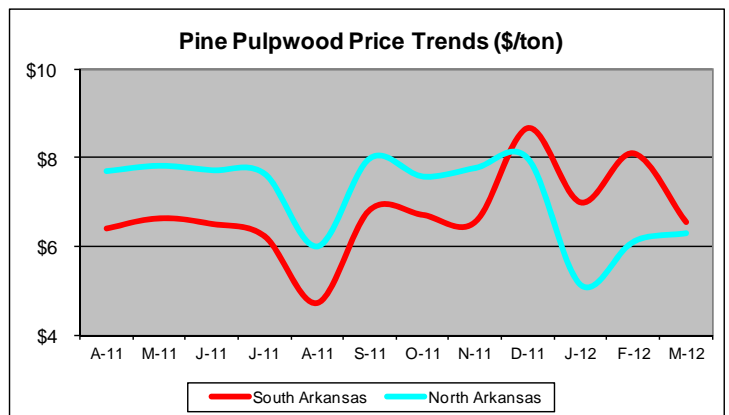
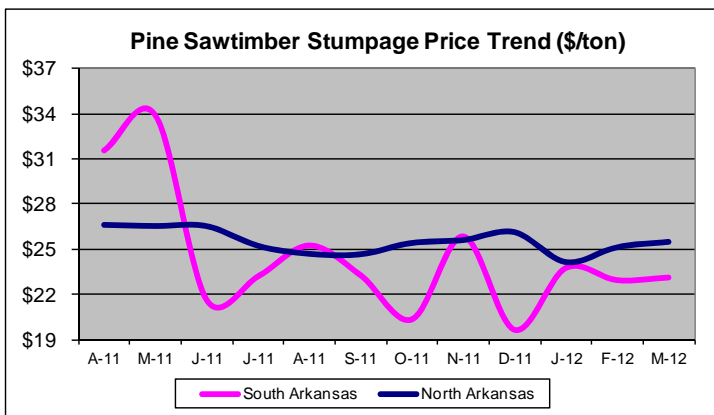


Since many variables, such as raw material demand, mill inventories, buyer competition and weather, play key roles in determining local prices, we encourage you to subscribe to our continuously updated online price service at [www.forest2market.com](http://www.forest2market.com) for prices that are specific to your local area.

## Forest2Market Market Regions

- North Arkansas
- South Arkansas

## ARKANSAS STUMPAGE PRICE TRENDS





A Quarterly Publication of Forest2Market®  
 14045 Ballantyne Corporate Place, Suite 150  
 Charlotte, NC 28277  
 Edited by: Michael A. Fiery, Timber Market Analyst

## ARKANSAS STUMPAGE PRICES

North Arkansas				
Weighted Average Stumpage Prices (\$/ton) 1st Quarter 2012				
Product	Price	DBH	Price Change	Percent Change
Pine Pulpwood	\$ 5.96		-\$1.83	-23.5%
Pine Chip-n-Saw	\$ 15.70	10.2	\$0.51	3.3%
Pine Sawtimber	\$ 24.95	14.3	-\$0.79	-3.1%
Hardwood Pulpwood	\$ 5.55		\$0.13	2.4%
Hardwood Sawtimber	\$ 21.66		\$0.27	1.3%
South Arkansas				
Weighted Average Stumpage Prices (\$/ton) 1st Quarter 2012				
Product	Price	DBH	Price Change	Percent Change
Pine Pulpwood	\$ 7.42		\$0.13	1.8%
Pine Chip-n-Saw	\$ 13.34	10.1	\$0.75	6.0%
Pine Sawtimber	\$ 23.31	14.0	\$1.15	5.2%
Hardwood Pulpwood	\$ 10.44		\$1.90	22.3%
Hardwood Sawtimber	\$ 27.78		\$1.42	5.4%

## U.S. SOUTH TIMBER MARKET OUTLOOK

Conflicting data have once again complicated the job of divining which way the economy is moving, let alone how fast it will get to wherever it is headed. The “rear-view mirror” perspective provided by the seasonally adjusted and annualized rate (SAAR) of growth in real gross domestic product (GDP) during 4Q2011 is a bit rosier thanks to the upward revision to 3.0 percent. Moreover, the Federal Reserve’s latest *Beige Book* suggests “overall economic activity continued to increase at a modest to moderate pace in January and early February.”

Between 2007 and 2011, pine sawtimber lost 40 percent of its value (read the details on our blog at [www.blog.forest2market.com](http://www.blog.forest2market.com)). Slightly better performance in residential construction and housing start statistics may lead prices slightly higher over the spring building season. They will not make up the 40 percent loss until the market fully recovers, perhaps as far in the future as 2014.

New orders and overall activity in the Wood Products industry was unchanged in February, according to the Institute for Supply Management (ISM). Real Estate and Construction both reported expansion in these areas as well. Agriculture & Forestry performance was unchanged. Read more on industry performance at our blog.

The Paper Products industry expanded once again, according to the ISM, and as a result, pulpwood markets continue to show strength. Pulpwood prices did experience their winter seasonality increase in many areas over the last few months. With the optimistic reports regarding pulp and paper demand, we expect pulpwood prices to remain steady and not see a significant decline in 2012.